



Trainees training platform Guide

<https://training.evolvev.eu/>

This document will guide you on how to join the EvolveEV training platform and enrol to courses. Access to the training platform is free and anyone can create an account and access material that has not been restricted by the trainers.



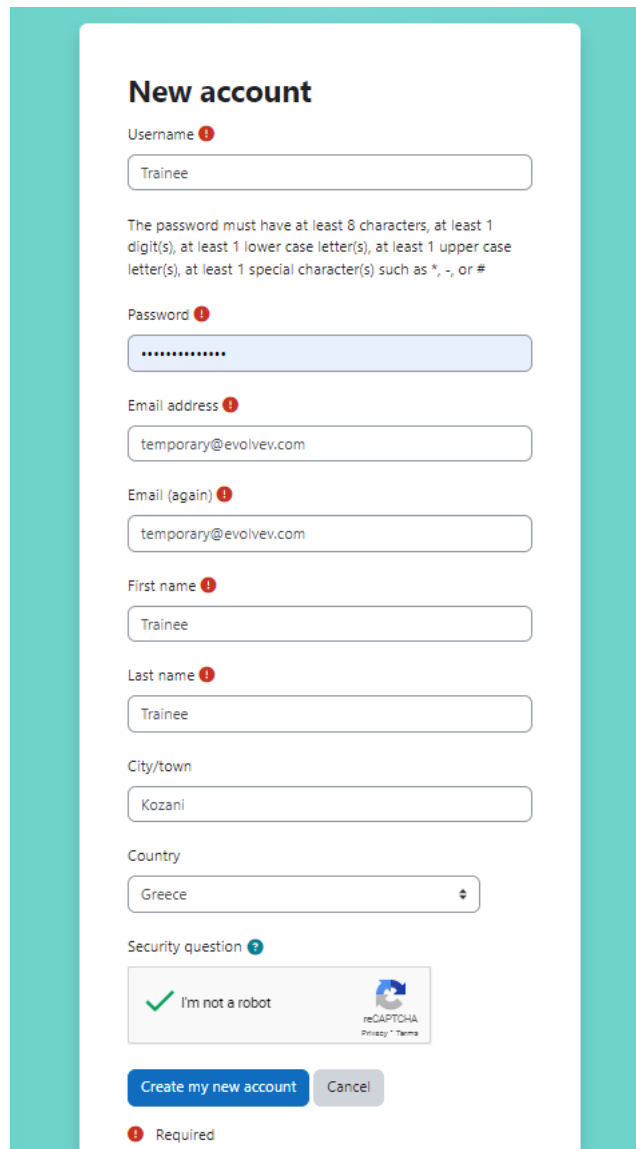
**Funded by
the European Union**

Quality of information disclaimer: Funded by the European Union. Views and opinions expressed are however those of the author(s) only and do not necessarily reflect those of the European Union or CINEA. Neither the European Union nor the granting authority can be held responsible for them.

1.1. Account creation

To create a trainee account:

- Navigate to the “Log in” menu and click “Create new account”. Follow the instructions and agree to the Privacy Policy. Fill in your details according to the form and click “Create my new account”.



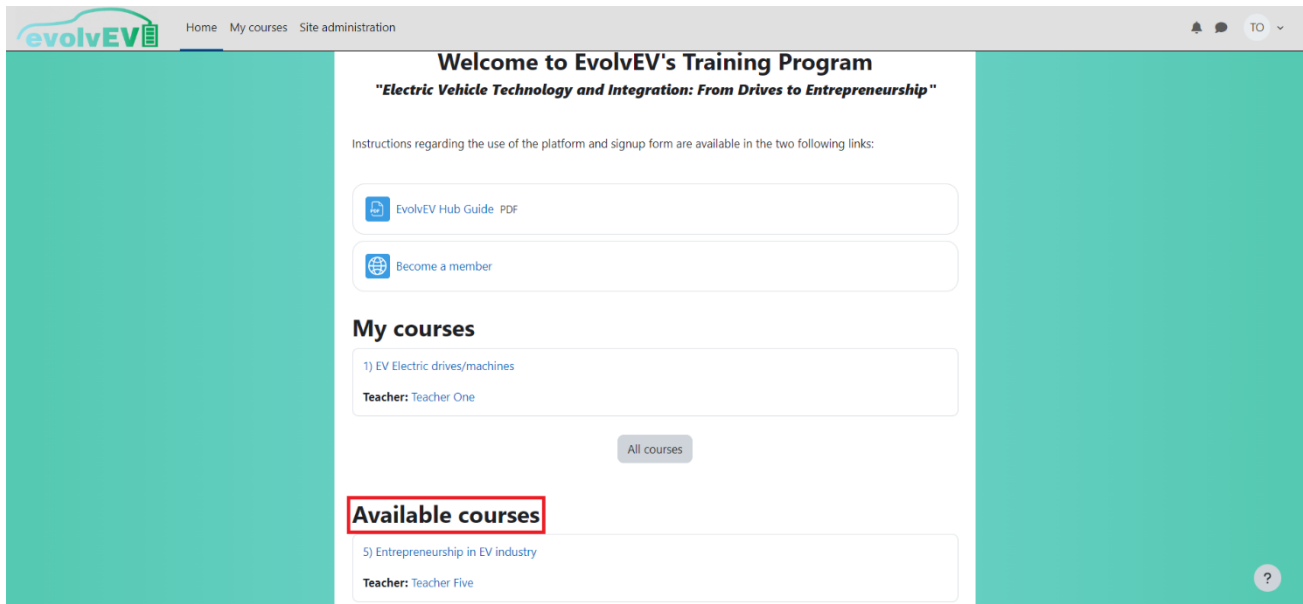
The screenshot shows a registration form titled "New account" with the following fields and elements:

- Username** (Required): Input field containing "Trainee".
- Password** (Required): Input field with masked characters. A note below states: "The password must have at least 8 characters, at least 1 digit(s), at least 1 lower case letter(s), at least 1 upper case letter(s), at least 1 special character(s) such as *, -, or #".
- Email address** (Required): Input field containing "temporary@evolvev.com".
- Email (again)** (Required): Input field containing "temporary@evolvev.com".
- First name** (Required): Input field containing "Trainee".
- Last name** (Required): Input field containing "Trainee".
- City/town**: Input field containing "Kozani".
- Country**: Dropdown menu showing "Greece".
- Security question** (Optional): Includes a "reCAPTCHA" widget with "I'm not a robot" and "Privacy - Terms" links.
- Buttons**: "Create my new account" (blue) and "Cancel" (grey).
- Legend**: A red exclamation mark icon followed by the text "Required".

- An automatic email will be sent to your email to confirm the registration. Follow the instructions and confirm the registration.

1.2. Course enrolment

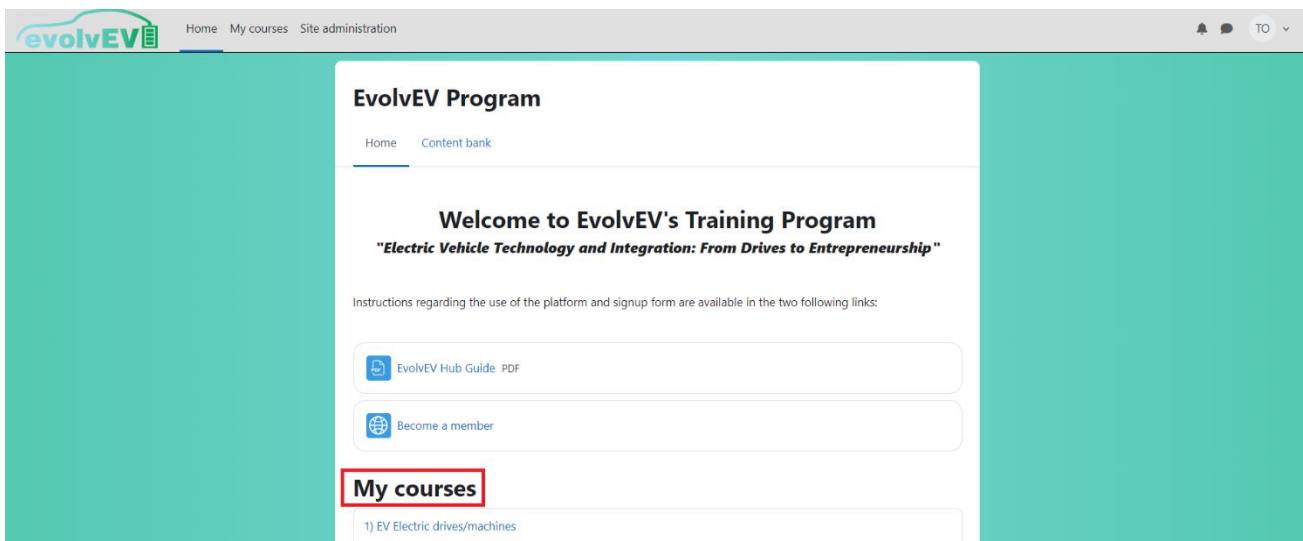
- Select a course to enrol from the “Available courses” at the homepage. Additional instructions may be given by the trainer who may have invited you to join the platform.



The screenshot shows the EvolvEV homepage. At the top, there is a navigation bar with 'Home', 'My courses', and 'Site administration'. The main heading is 'Welcome to EvolvEV's Training Program' with the subtitle 'Electric Vehicle Technology and Integration: From Drives to Entrepreneurship'. Below this, there are instructions and two links: 'EvolvEV Hub Guide PDF' and 'Become a member'. The 'My courses' section lists '1) EV Electric drives/machines' by 'Teacher One'. The 'Available courses' section, highlighted with a red box, lists '5) Entrepreneurship in EV industry' by 'Teacher Five'. There is also an 'All courses' button and a help icon in the bottom right corner.

Courses may require an enrolment key. In this case, please contact the trainer who provides the course.

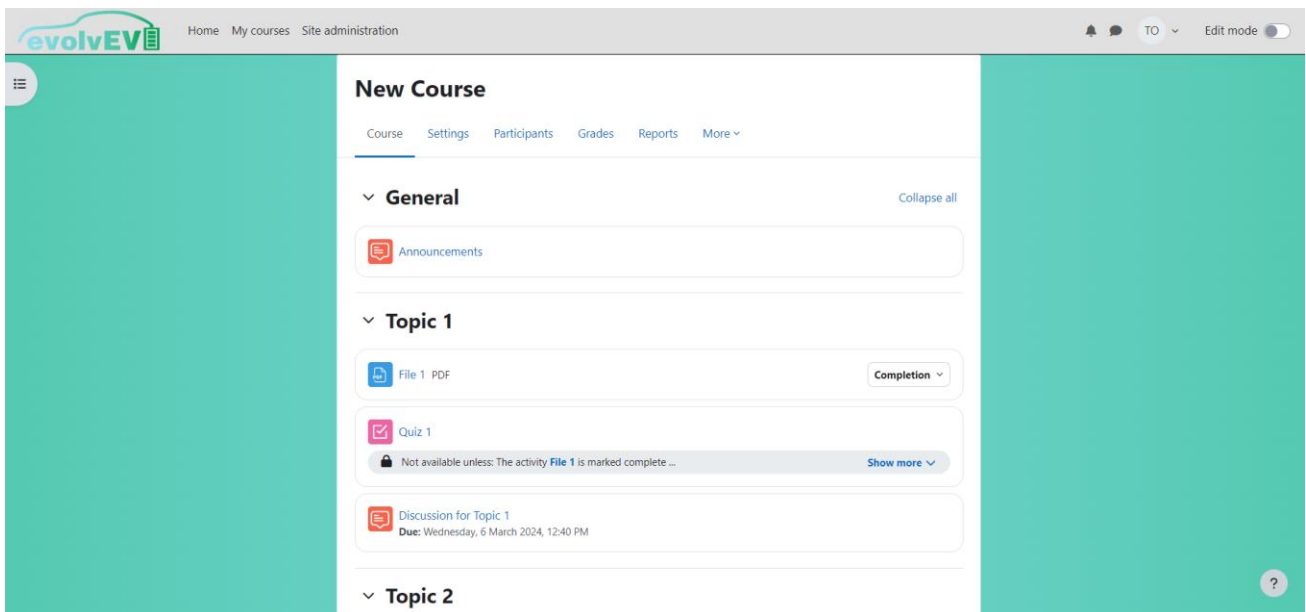
- After enrolling, the course will become available at “My courses” at the homepage.



The screenshot shows the EvolvEV homepage after enrollment. The navigation bar is the same. The main heading and subtitle are the same. The 'Available courses' section is now empty. The 'My courses' section, highlighted with a red box, now lists '1) EV Electric drives/machines' by 'Teacher One'. The 'All courses' button and help icon are still present.

1.3. Course content

- After enrolling, the topics and activities set by the trainer become available, and the navigation block reveals additional information regarding the course, such as Badges, Competencies and Grades. Training material and activities are posted by the trainer, and the final course content may vary. Typically, courses will contain an introduction section, training material and examination/evaluation activities as depicted below:



By clicking any of the available material in the course, a new page will appear which may include files, information, a forum, or self-evaluation material.

- If you have any questions please contact us through <https://evolvev.eu/contact-us/>!